

YOUR COUNCIL TAX EXPLAINED 2025/26

For more information and ways to
pay, visit sutton.gov.uk/counciltax



Your Council Tax



Dear Resident,

Sutton Council, like all councils nationwide, is under huge financial pressure. Despite this we have successfully balanced this year's budget.

This means we've been able to avoid some of the drastic steps other councils have taken. To achieve this, we've had to make tough decisions, and I want to explain why.

Most of the Council's budget is spent on older people and children needing care, children with special educational needs, and those who become homeless. The number of people requiring this support, and the cost of providing it, has shot up over recent years.

These services now account for 65% of the Council's budget and is what most of your council tax pays for. The funding we receive from the Government to deliver these and other services has been reduced by £17 million in real terms. Therefore, we have been left with no choice but to raise council tax.

We know that many in Sutton are struggling with the cost of living and we haven't made this decision lightly. On average, you will pay an extra £1.63 per week in council tax. The Mayor of London is also asking for an extra 37 pence via the Greater London Authority Charge. This makes a total increase of £2 per week.

As Leader of the Council I will stand up for Sutton. We will continue to use our resources wisely and deliver efficient, reliable services. In the coming year, we will launch a new waste and street cleaning contract, maintain our award-winning parks and open spaces, and keep all eight of our libraries open.

Standing up for Sutton and building a sustainable future is our priority.

Yours faithfully,

Councillor Barry Lewis
Leader of Sutton Council



For a full breakdown of how your council tax is spent in Sutton, please visit sutton.gov.uk/counciltax

If you need assistance, please call 020 8770 5000 and select option 1.

Contents

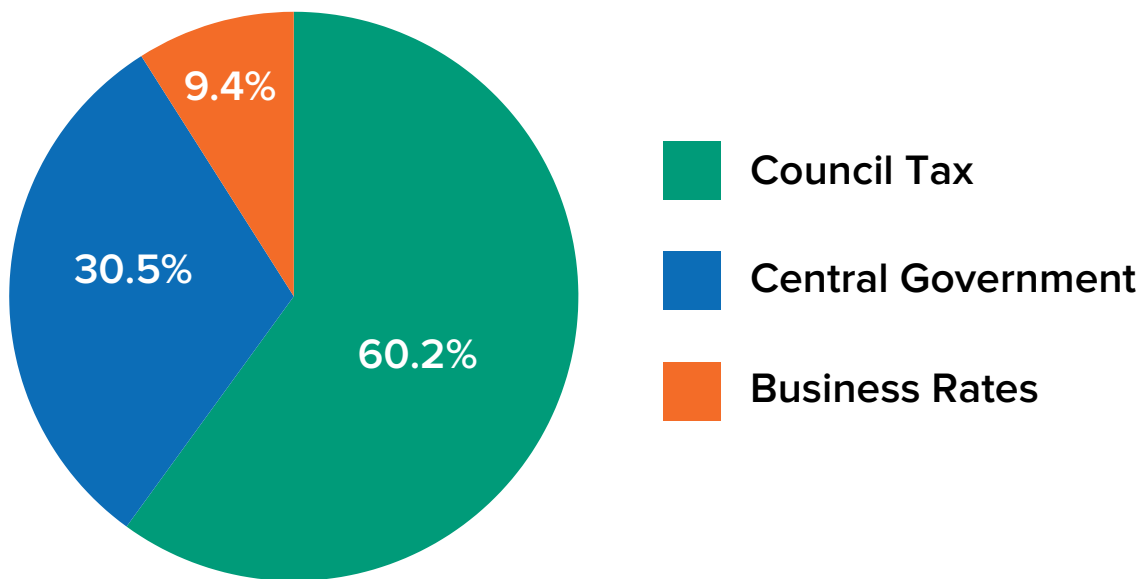
A message from the Leader of the Council	2
Our 2025/26 budget.....	4
How we calculate your Council Tax.....	7
How much Council Tax you'll pay this year.....	10
Discounts and reductions.....	11
Empty properties and exemptions.....	12
Help to pay and financial support.....	13
How to pay.....	15

Our 2025/26 budget

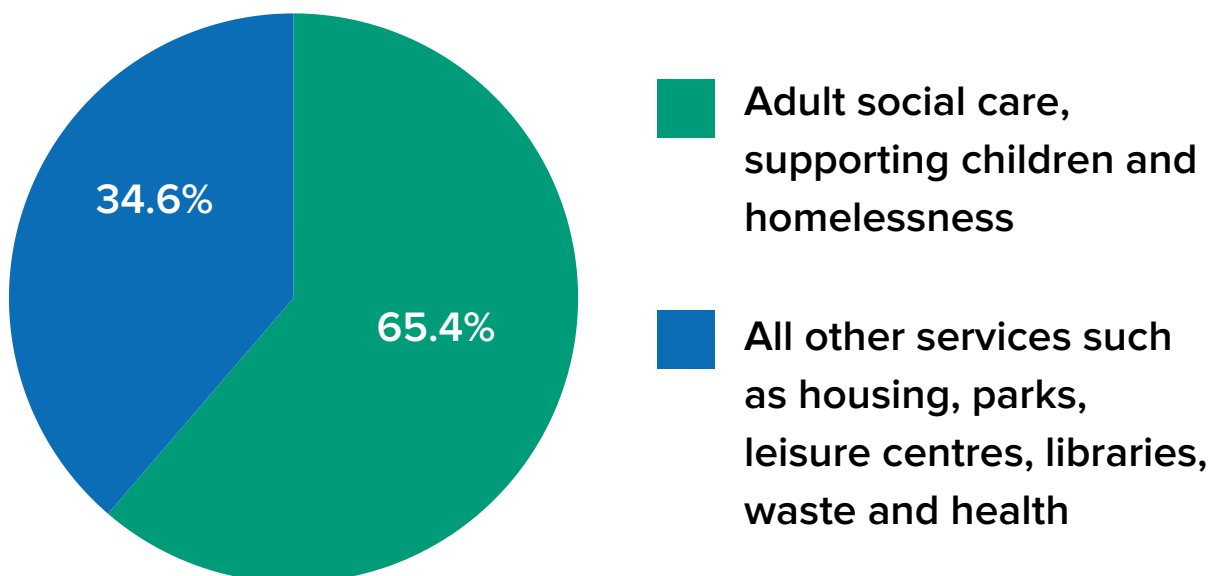
Where our funding comes from

Like all local authorities, Sutton Council gets its funding from a range of sources including council tax, business rates, government grants, as well as fees and charges.

How our budget is funded



How we will spend our 2025/26 budget



Rising demand for our services means that each week, we spend:



Over £1.1m
on adult social care




Average of £6,500
on a child in residential care



Over £123,000
on emergency housing for more than 400 households

Investing in what matters most



£5.3m
in roads, pavements
and street lighting



£16.4m
in maintaining and
expanding school places



£18m
in developing Sutton High Street
and the London Cancer Hub



£55.5m
in new council homes
and housing regeneration

Council tax increase - breakdown for a Band D home

Sutton Council



**£1.63 per week
extra**

+

Mayor of London



**£0.37 per week
extra**

=



**£2 per week extra
(£103.54 per year extra)**

What does each council department do?

People Services

For children and families, this includes helping children at risk of going into care and those in care. Services include; Fostering, education, mental health, youth offending and supporting children with physical disabilities and with Special Educational Needs and Disabilities.

For adults, this includes supporting people to live well at home for longer - for example, through Occupational Therapy or care at home - supporting unpaid carers, and providing support for disabilities, sensory impairments, mental health and dementia.

Public Health and Wellbeing

Includes school nurses, libraries and museums, leisure centres, Sutton College, registering of births, death and Marriages, sexual health, substance support, transport for older people and Meals on Wheels.

Environment, Housing and Neighbourhoods

Includes parks and open spaces, waste collections and street cleansing, sustainability and bio-diversity, roads, transport, housing regeneration, community safety, building planning and control, trading standards, licensing and emergency planning.

Resources

Includes council buildings, economic growth, human resources, IT, finance, legal, elections, communications and policy.

How we calculate your council tax

As in all London boroughs, your total council tax is made up of two parts:

- An amount set by the Council based on how much money we need to deliver vital local services and meet our levying obligations (see below).
- An amount set separately by the Greater London Authority, called the GLA precept.

What are levies?

The council tax you pay includes amounts collected on behalf of other statutory bodies, known as levying bodies. These bodies pay for the net cost of their services by issuing a levy on each billing authority in their area, after deducting all other sources of income raised. The money due is included in your council tax bill and is paid over to each body during the year.

Unlike the Greater London Authority (GLA) precept, levies have to be included as part of the Council's own budget calculations and so are included in the calculation of the Council's own band D tax. The amounts included are shown in the tables below:

Amount paid by Sutton:	2024/25	2025/26
Levies - 2025/26	£'000s	£'000s
Environment Agency	178	181
Lee Valley Regional Park Authority	193	198
London Pensions Fund Authority	247	247
Total	618	626

What is the GLA precept?

The GLA precept is the part of your council tax that goes towards funding services provided by the Greater London Authority. These include London-wide transport, policing and fire services. The GLA precept is set each year by the Mayor of London, is collected by the Council and transferred to the Mayor. More information about the GLA precept is available at sutton.gov.uk/understanding-your-bill

We calculate the Sutton Council element of your council tax in two stages. First, we work out how much money the Council needs to deliver its services and meet its levying obligations (our gross expenditure). Then, we work out how much income we will generate and other funding we will receive (our gross income). Then, we work out the difference (our net expenditure) and what we need to raise in council tax. The next two tables show these calculations for 2025/26.

Figures in brackets show income, savings or a surplus.

1. This table shows how much funding is needed to deliver council services, by department, and the ring-fenced central government grants we receive towards this. Ring-fenced grants are grants that must be spent on certain services and cannot be spent elsewhere.

	2024/25 Net expenditure	2025/26 Gross expenditure	2025/26 Gross Income	2025/26 Net expenditure
	£m	£m	£m	£m
Directorates				
People Services	127.8	163.9	(26.2)	137.7
Health & Wellbeing	3.4	10.4	(7.1)	3.3
Environment, Housing and Neighbourhoods	31.8	61.3	(21.5)	39.8
Resources	24.6	48.7	(23.2)	25.5
Ringfenced Better Care Funding Joint NHS/LA Grant	0.0	16.6	(16.6)	0.0
Ringfenced Public Health Funding Grant	0.0	11.8	(11.8)	0.0
Interest , levies, reserves and other centrally held budgets	20.2	65.3	(47.1)	18.2
Total	207.8	378.1	(153.6)	224.5
Non-ringfenced Core Grants	(33.6)			(40.3)
Net Budget Requirement	174.2			184.1

2. This table shows where the remaining funding needed to deliver council services comes from, including how much council tax we need to raise after other sources of funding have been accounted for.

	2024/25 Net expenditure £m	2025/26 Net expenditure £m
Net Budget Requirement	174.2	184.1
Revenue Support Grant	(8.4)	(8.6)
Business Rates	(19.8)	(20.2)
Top up Grant	(19.3)	(19.4)
Collection Fund (surplus) / deficit - Council Tax	(1.6)	(0.2)
Collection Fund (surplus)/ deficit - NNDR	1.3	(0.8)
Amount from Council Tax	126.5	134.9

How our budget has changed from last year

The table below shows how pressures like inflation and increased demand have affected our budget this year, and where we have saved money or received more income. These changes have led to an overall increase in the amount we need to raise through council tax.

Changes in the Council's expenditure	£m
Council Tax Requirement 2024/25	126.5
Inflation	10.0
Additional costs from continuing budget pressures and income shortfalls	21.4
Changes to capital borrowing linked to HRA and waste	(2.0)
Efficiencies, cost reduction measures and other savings	(12.0)
Additional spend funded by ring fenced grants	1.9
Collection Fund movement	(0.8)
Increase in Business Rates Income	(0.4)
Changes in grant income funding, Top up Grant and Revenue Support Grant	(9.7)
Council Tax Requirement 2025/26	134.9

How much council tax you will pay this year

How much council tax you pay depends on how much your home was worth in April 1991 when it was valued and put into one of eight bands by the Valuation Office Agency. Your council tax bill tells you which band your home is in. The table below shows how much council tax each band will pay in 2025/26.

Valuation Band	Range of Values (£)	London Borough of Sutton Council Tax	Greater London Authority Precept	Total
A	Up to 40,000	1,186.23	£326.92	1,513.15
B	40,001 - 52,000	1,383.93	£381.41	1,765.34
C	52,001 - 68,000	1,581.64	£435.89	2,017.53
D	68,001 - 88,000	1,779.34	£490.38	2,269.72
E	88,001 - 120,000	2,174.75	£599.35	2,774.10
F	120,001 - 160,000	2,570.16	£708.33	3,278.49
G	160,001 - 320,000	2,965.57	£817.30	3,782.87
H	More than £320,000	3,558.68	£980.76	4,539.44

If you believe the banding of your property is incorrect, visit voa.gov.uk or call 03000 501 501. If you make an appeal, you will still need to pay your council tax while it is considered.

Worried about the cost of living?

We are here to help you and those you care about with the rising cost of living.

Call 020 8770 5000, visit sutton.gov.uk/support or visit your local library or the Civic Offices.

Discounts and reductions

Depending on your income and who is living in your home, you may be able to apply for a discount on your council tax bill.

Council tax discounts

You may be eligible for a discount if you live alone (excluding any children under 18) or if you or someone you live with:

- has a disability and your home has been adapted to meet their needs.
- is a full-time student, student nurse, apprentice or Youth Training trainee.
- is severely mentally impaired.
- is a person caring for someone who is not their spouse, partner or child under 18.

For further details on all discounts, including how to make an application, visit sutton.gov.uk/counciltax

Council Tax Reduction scheme

If you are on a low income or receive benefits, you may be eligible for a reduction on your council tax bill. Find out more at sutton.gov.uk/counciltaxreduction

Important information

Some discounts and exemptions are time-limited and will expire during the financial year. If your discount or exemption expires, we will send you a revised bill for the rest of the year. If your bill shows a discount or exemption that you are no longer entitled to, or your circumstances change so you are no longer entitled to a discount or exemption, you must tell us within 21 days. If you don't, you may have to pay a penalty.

Grounds for appeal against a decision regarding your council tax can be found on our website at sutton.gov.uk/counciltax

Empty properties, second homes and exemptions

Properties that are empty (vacant and substantially unfurnished) for one year or more are subject to a premium. The amount of the premium payable depends on how long a property has been empty. Details of the premiums payable from 1 April 2025 can be found on our website at

www.sutton.gov.uk/w/empty-properties

If a premium becomes payable during the financial year, you will be sent a revised bill.

As this premium applies to the property, a change of ownership or tenancy will not affect the premium. If the property had already been empty or substantially unfurnished for one or more years when you bought or leased it, you will have to pay the extra council tax.

From 1 April 2025 properties that are classed as second homes are subject to a 100% premium. A second home is a property which is substantially furnished but is no-one's sole or main home. This includes properties that are left empty and furnished or the owner/occupier has a main residence elsewhere.

There will be exceptions to the premiums, details of which and how to apply can be found on our website at www.sutton.gov.uk/w/empty-properties.

In addition some properties are still eligible for an exemption. For more information or to make an online application visit sutton.gov.uk/counciltax

Help to pay and financial support

The cost of living crisis is affecting many people in Sutton. If you are worried about paying your council tax or other bills, help is available.

Hardship Fund and Discretionary Housing Payment (DHP)

If you are entitled to a Council Tax Reduction, Universal Credit or Housing Benefit and are struggling with council tax or rent, you can apply for a Hardship Fund payment for council tax or a Discretionary Housing Payment (DHP) for rent.

These payments are designed for those who most need some extra help. Our budget is limited and we will prioritise helping to keep people in work and helping disabled and vulnerable people. We will also take levels of income and expenditure into account.

Find out more at: sutton.gov.uk/w/discretionary-housing-payment-dhp

Cost of Living

Find out about the range of support provided by Sutton Council, community groups, local charities, and partners

sutton.gov.uk/support

Together for Sutton

If you are feeling overwhelmed and unsure where to go for support, please contact Together for Sutton online at togetherforsutton.org.uk or by phone on 020 8254 2616 (Monday - Friday, 9am to 5pm).

This is a free, impartial and confidential advice service which is run by local organisations and funded by Sutton Council.

Go to sutton.gov.uk/counciltax and click on “Get the support you need” for more information about the wide range of support available in Sutton.

Worried about the cost of living?

**Don't be left
in the dark**
**Support is
available in Sutton**



Scan the QR code or visit
sutton.gov.uk/support



Call **020 8770 5000**



Visit your **local library** or
the **Civic Offices**



How to pay

Direct Debit



You can help us save money, protect the environment and make your life easier by paying by Direct Debit and receiving your bill electronically. Set up your Direct Debit at sutton.gov.uk/directdebit

Win £100 cash



If you pay by Direct Debit, you'll also be in with a chance of winning our £100 prize draw every three months.



Other ways to pay



Go online: sutton.gov.uk/payforit



Call the 24 hour automated payment line: **020 8770 7887**



Pay with your Payzone card at Post Offices and newsagents that display the Payzone sign



Online banking, standing order, BACS and CHAPS Payments. Please make payments to:

Bank Sort Code: 30-80-12

Bank Account Number: 13740960



Want to pay your annual bill over 12 monthly instalments rather than 10? Email us at counciltax@sutton.gov.uk

Manage your council tax online with MyAccount

You can manage your council tax online using MyAccount, the Council's online portal for council tax, business rates and Housing Benefit. With MyAccount you can:



**Set up a
Direct Debit**



**Sign up
for e-billing**



**See past and
future payments**



**Claim discounts
and exemptions**



**Change your
name or address**



**Get a PDF version
of your bill**

**Save yourself time by going online today.
Sign up at sutton.gov.uk/myaccount**

For more information
about council tax, visit
sutton.gov.uk/counciltax

